






## Hanging Heaton C of E (VC) J & I School – Working at home work

Class/Year Group: Year 2

Week commencing: 22.6.20


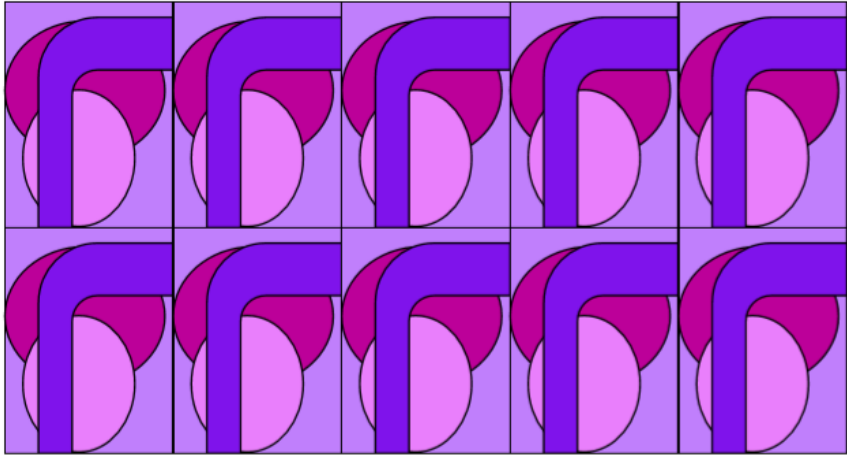
Dear Parents/Carers, Please find below activities to support your child's continued learning at home. It is important during this time that we try to build on the learning that has taken place in school although we do realise that it is impossible to replicate school whilst home learning. The more children can keep up with their learning, the easier the transition back into school will be. We appreciate your support in this.

Area	Monday	Tuesday	Wednesday	Thursday	Friday
Reading	At least 15 minutes	At least 15 minutes	At least 15 minutes	At least 15 minutes	At least 15 minutes
English 	Create a bookmark inspired by a favourite book using a piece of card. You can decorate it to represent the characters, settings, and ideas of the story. Then you can use it to help keep your place in your current book.	Can you make your favourite book into a comic? Take a piece of A4 and fold in half 3 times, when you open it up you will have 8 different boxes. Draw a part of your story in each of the boxes, either with speech bubbles or a short sentence under each picture.	Today you are going to be a teacher and think of tricky questions to ask about your book. Write at least 6 questions and their answers about the book you have been working on this week.	Today you are going to do a book review of this book in the form of a poster to encourage other people to read it. How will you make it look so interesting that people can't wait to read it?	<a href="https://spellingframe.co.uk/">https://spellingframe.co.uk/</a> Click on Year 2 and then Rules 1, 2 & 3. Click on play and look at the spelling tiles games and then play the free Spelling Game
Maths 	<a href="https://kids.classroomsecrets.co.uk/resource/odd-and-even-numbers-video-tutorial/">https://kids.classroomsecrets.co.uk/resource/odd-and-even-numbers-video-tutorial/</a> Then play <a href="https://kids.classroomsecrets.co.uk/resource/year-2-odd-and-even-numbers-game/">https://kids.classroomsecrets.co.uk/resource/year-2-odd-and-even-numbers-game/</a>	What do you notice about even numbers? Can you make up some rules that say whether or not a number is odd or even? Get an adult to test you with numbers as big as you can work with. Can you make up 10 odd and 10 even numbers correctly?	<a href="https://kids.classroomsecrets.co.uk/resource/compare-number-sentences-video-tutorial/">https://kids.classroomsecrets.co.uk/resource/compare-number-sentences-video-tutorial/</a> Then play <a href="https://kids.classroomsecrets.co.uk/resource/year-2-compare-number-sentences-game/">https://kids.classroomsecrets.co.uk/resource/year-2-compare-number-sentences-game/</a>	Can you make up some number sentences like you did yesterday and put the comparing symbols <, > and = in the correct place? Can you see if you can do 10 comparisons? You can make them as tricky as you like.	<a href="https://kids.classroomsecrets.co.uk/resource/bonds-to-100-video-tutorial/">https://kids.classroomsecrets.co.uk/resource/bonds-to-100-video-tutorial/</a> Then play <a href="https://kids.classroomsecrets.co.uk/resource/year-2-bonds-to-100-interactive-animation/">https://kids.classroomsecrets.co.uk/resource/year-2-bonds-to-100-interactive-animation/</a>
Foundation subjects 	Go on a Balloon Journey: <a href="http://resources.hwb.wales.gov.uk/VTC/balloon_journey/eng/Introduction/default.htm">http://resources.hwb.wales.gov.uk/VTC/balloon_journey/eng/Introduction/default.htm</a> Complete starter and main activity and then write what you have learnt.	Let's get even more creative with our repeated patterns this week. Ask your grown up to cut a sheet into 16 equal parts and draw the same pattern on it. Then experiment as below how you would like to show your pattern in a different way before you stick it down.	We know that our world is beautiful. Today we are going to create an outdoor display of beautiful things. You choose any natural thing you think is beautiful then draw a picture or take a photograph of it.	Create your own perfect sandwich. Check with your grown up and see if you can help to make it yourself (with help with cutting). Write a set of instructions about it.	We are brilliant. Join in with this and remind yourself. <a href="https://www.bbc.co.uk/teach/supermovers/ks1-pshe-believe-with-naomi-wilkinson/zjchd6f">https://www.bbc.co.uk/teach/supermovers/ks1-pshe-believe-with-naomi-wilkinson/zjchd6f</a> You might need to play it more than once.

**This week's spellings are: about, after, again, an, another, as, back, ball, be, because**

**This week's mental maths challenge is: counting in 3s, how far can you go?**

Hanging Heaton C of E (VC) J & I School - Working at home work



Half-drop Repeat

